

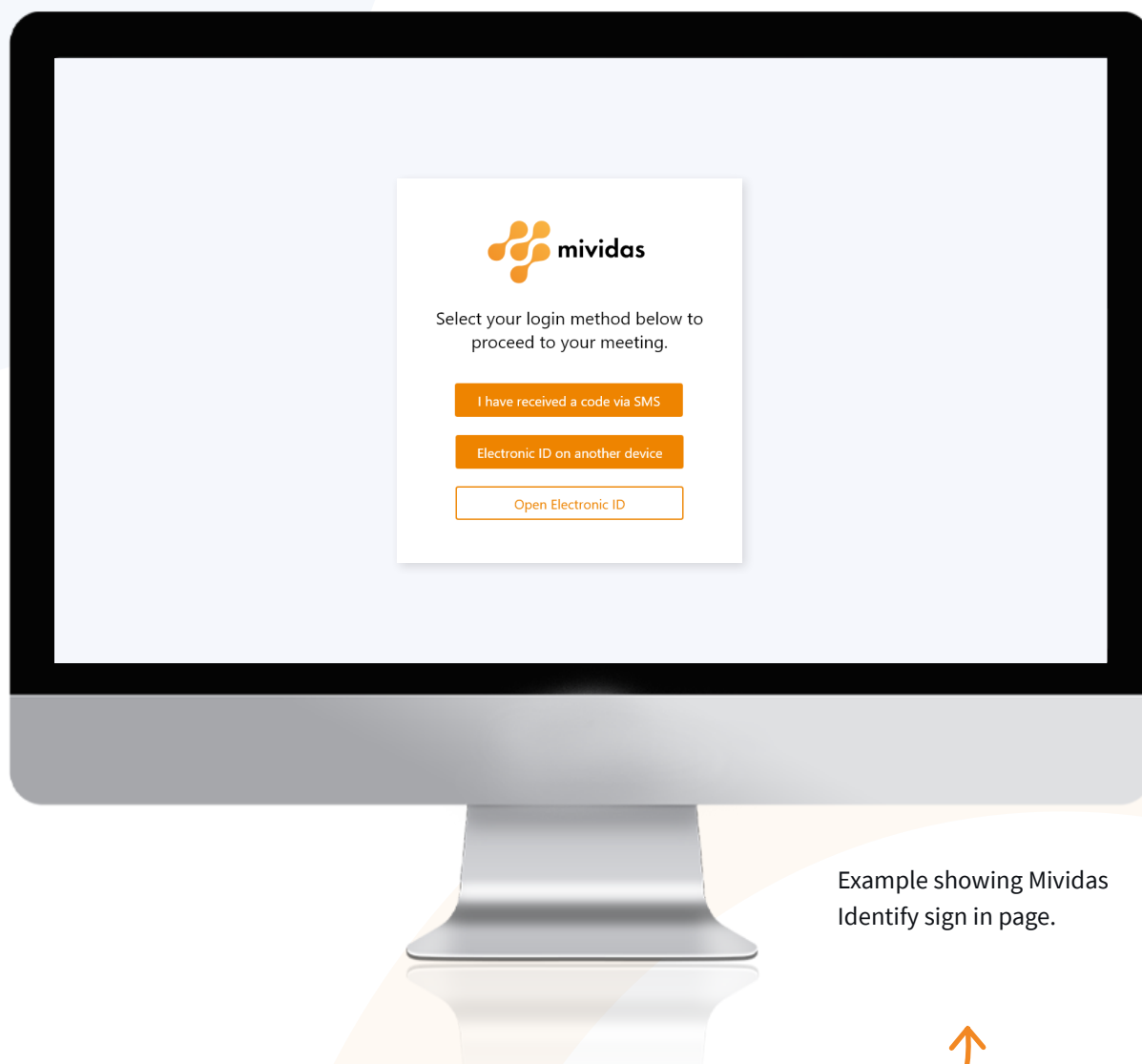


Mividas Identify

For secure video meetings
with participant identification
and verification

Table of contents

Introduction	1
Various methods of participant identification	2
Separate web portal	3
Invitations and agendas	3
Branding support	3
Participant logs	3
Participating in a video meeting using identification	4
Schedule using browser	5
Schedule using Outlook	5



Example showing Mividas Identify sign in page.

Participant identification and verification for video meetings

Mividas Identify is a solution that enables employees to schedule secure video meetings with participant identification and verification through their Cisco Meeting Server.

With this solution, participants are required to verify their identities before any additional meeting information is shared, providing employees with the assurance that only authorized individuals attend the meeting. This feature instills confidence in employees and allowing them to schedule video meetings with peace of mind.



Mividas Identify's various methods for identification and verification

The user chooses which method to use for participants identification when scheduling the meeting.



Electronic-ID

Prior to the disclosure of any further meeting details, invited users are required to utilize electronic identification to authenticate their identity. The selection of the electronic identification provider will depend on your country and existing agreement.

Electronic-ID with verification

Prior to granting access, the meeting organizer will require participants to provide their national ID or social security number and undergo electronic identity verification. Access will only be granted upon successful verification of their identity.

Delayed SMS-based PIN code

Instead of standard SMS-based verification, the meeting organizer may choose to implement delayed SMS-based PIN code verification. In this method, the unique PIN code will be sent to participants a specified number of minutes prior to the meeting start time.

SMS-based Verification

The meeting organizer may choose SMS-based verification for participants, where they will receive a unique PIN code via SMS. This PIN code is used to verify the participant's identity and grant them access to additional meeting information and details on how to join the meeting.

Single Sign-On authentication

If chosen, organization employees can use single sign-on authentication to access meeting information and join details either via the Mividas Meeting Portal or Mividas Identify. This eliminates the need for employees to remember separate login credentials for each platform and simplifies the authentication process.

Participant logs and housekeeping

Participants and access log will be displayed in the Mividas Meeting Portal for the user that initially scheduled the video meeting.

Compliant with privacy policies and regulations, such as the European Union General Data Protection Regulation (GDPR), where sensitive data will be automatically removed after a set period of time following the end of each meeting.





Web portal for participation in Mividas Identify meetings

The meeting is easily scheduled through the Mividas Meeting Portal or the Mividas Outlook add-in, where the participant receives a link to Mividas Identify's web portal where the identification takes place.

Invitation and meeting agendas

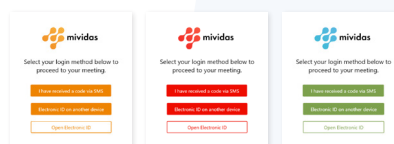
When creating a secure video meeting using Mividas Identify, the user is presented with the option to specify the invitation text and agenda for the meeting.

The invitation is public and sent to all participants, while the agenda is only accessible after a participant has identified themselves via the Mividas Identify web portal.



Branding support to fit the organization's brand

Customize Mividas Identify to match your organization's profile by changing colors and uploading your own logo type.



Join a Identify meeting using a video conferencing system

This feature is particularly useful when a participant opts to connect to the meeting through a video conferencing system instead of using a software client or web browser.

To invite a room system, a SIP address is generated, along with a timed PIN code that needs to be entered to join the meeting.

Using Mividas Identify to join internal meetings

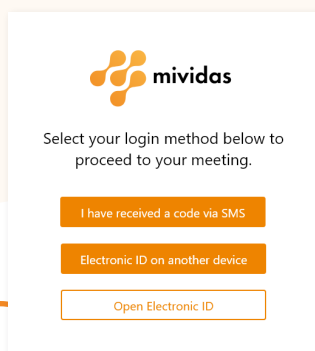
Users signed in to the Mividas Meeting Portal with single-sign-on (SSO) can schedule meetings with identification requirement but can also connect to these video meetings scheduled by other colleagues.

In the Mividas Meeting Portal, invitations from other colleagues will appear where the user simply accepts the invitation to get further meeting details.



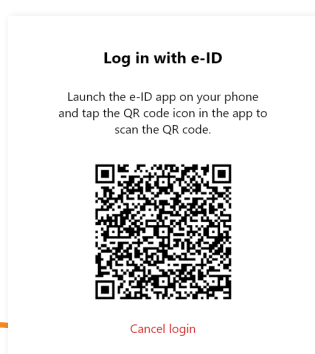
Example of participating in a secure video meeting using electronic-ID

Joining a secure meeting is a simple process for the participants. Below is an example of joining a secure meeting using electronic-ID identification.



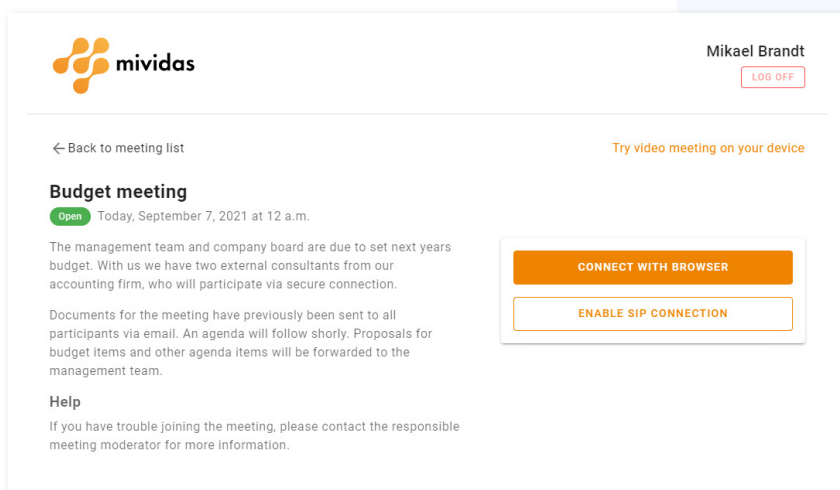
Visiting the web portal

The participant starts by clicking on the link sent by email to the Mividas Identify web portal and choosing Electronic-ID as their desired authentication method.



Identification

After selecting the authentication method the user will be prompted to identify themselves using the method chosen — in this example logging in using Electronic-ID.



Meeting information and join details

When the participant's identity is verified they will get access to the secure meeting information and details about different ways to join the meeting. Including connecting via the browser or activating a temporary PIN-code to join the video meeting with a video conferencing system.

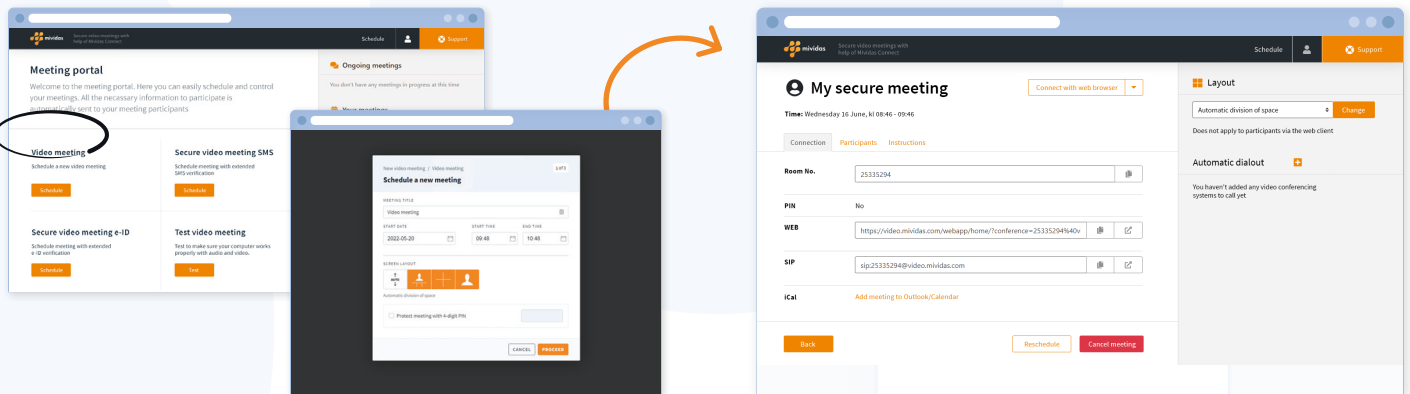


Scheduling a video meeting with participant identification

Mividas Identify strive to make scheduling secure video meetings a breeze for employees. Our user-friendly solutions offer two distinct methods for scheduling meetings, directly from the user's Outlook client or via their web browser.

Scheduling video meetings with ease using end user's web browser via the Mividas Meeting Portal

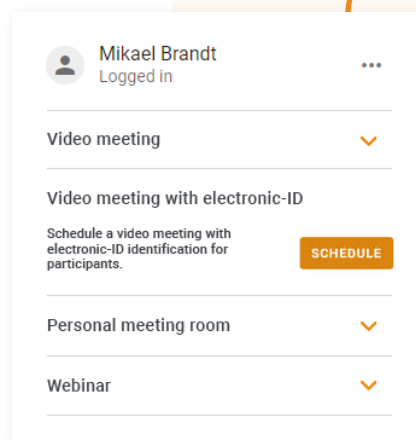
The Mividas Meeting Portal provides end users with a convenient solution for scheduling video meetings via their web browser. By following a few easy steps in the Meeting Portal scheduling wizard, users can quickly and easily schedule a secure video meeting with participant identification.



Scheduling directly from an end user's Outlook client using Mividas Outlook add-in

After the organization has activated the Mividas Outlook add-in, end users have the option of creating video meetings directly from their Outlook client.

The Mividas Outlook add-in works seamlessly with a browser and desktop Outlook client.



Scheduling

The example to the left shows when choosing to schedule a video meeting with electronic-ID identification for all meeting participants.

Mividas Identify

Mividas Identify has been thoughtfully developed to ensure that secure video meetings are attended by authorized individuals only. This is achieved through robust identification protocols that include Single Sign-On, Electronic-ID, and SMS verification.

Get started

It's now easier than ever to make your video meetings secure. Contact our sales team for advice on how to get started.

Phone

+46 10 19 60 600

Email

sales@mividas.com

Webb

www.mividas.com